

**Panasonic**  
ideas for life

**AVCCAM**

**AG-AC160**  
**AG-AC130**

Memory Card Camera Recorder

(AG-AC160P, 160E, 160EN, 160AN)

(AG-AC130P, 130E, 130EN)



**AVCHD DV**

**DOLBY**  
DIGITAL  
STEREO CREATOR

**HDMI**  
HIGH-DEFINITION MULTIMEDIA INTERFACE

**SD XC**



**AVCCAM 3-Year Warranty Repair Program\***

\* AG-AC160/130 users qualify for a 3-year warranty on repairs.

Visit the website for details: <[www.panasonic.biz/sav/pass\\_e](http://www.panasonic.biz/sav/pass_e)>

## High-Powered Zoom Lens, High-Sensitivity Sensor, and High-Quality Full-HD Slow Motion. Class-Surpassing Professional Imaging — The New AVCCAM

New to the Panasonic AVCCAM lineup, the AG-AC160 and AG-AC130 Memory Card Camera Recorders offer a host of advanced functions. The lens and both camera and recorder sections have been significantly evolved by incorporating cutting-edge technologies. The newly developed 22x zoom lens boasts a wide field of view and operability much like an interchangeable lens. Combining the high-sensitivity, low-noise, high-resolution 1/3-type 2.2-megapixel U.L.T. (Ultra Luminance Technology) MOS image sensor and professional AVCHD PH mode ensure high-quality Full-HD 1920 x 1080 recording. The AG-160 and AG-AC130 feature a DV (SD)\*<sup>1</sup> recording mode, further expanding its operability. In addition, the AG-AC160 comes with advanced functions like high-quality LPCM recording, HD slow/quick-motion recording,\*<sup>2</sup> HD SDI output compatibility, and a switchable 59.94Hz/50Hz mode. With their superb cost-performance, the AG-AC160 and AG-AC130 support a wide range of needs, from professional uses to image production and news gathering.




\*1: DV files are recorded onto an SD Memory Card.

\*2: Playback in 1080/60p mode not possible. 720p VFR not supported. Class 6 or higher SDXC/SDHC/SD Memory Card required for VFR recording.

# MERA RECORDER FOR PROFESSIONAL USE

A Lens, Image Sensor and Recording Modes Designed for High-Quality Images



## AG-AC160

This high-end model of the AVCCAM Series provides slow/quick motion recording, high-quality LPCM audio, and HD SDI output.

## AG-AC130

The AG-AC130 features the basic specifications. This basic model offers a wide field of view, high sensitivity, and high-quality HD recording with outstanding cost-performance.







Broadcast-Grade Performance with a 22x Zoom Lens and 2.2-Megapixel U.L.T. Image Sensor

### Packed with Panasonic Optical Technology

The high-performance zoom lens was developed specifically for professional HD video production. While inheriting the wide-angle capabilities of the DVX and HMC Series, it adds the same level of operating ease as you'd expect from an interchangeable lens model for broadcasting and other professional uses. Combining 18 lens elements in 12 groups, this advanced lens unit further adds a UHR (Ultra High Refractive) glass element, a low dispersion element and aspherical lenses. In short, it raises resolution with the newest optical technologies available. Zooming from 28mm to 616mm (35mm equivalent), this 22x zoom lens covers a wide field of view, from wide-angle to telephoto, without a conversion lens.

### Three Manual Rings – Zoom, Focus, Iris

The lens unit is provided with three rings -- a mechanical (cam-driven) zoom ring, a focus ring, and an iris ring. The positive operating feel of these rings gives you manual control similar to an interchangeable lens.



Wide 28 mm

Tele 616 mm (22x)


22x optical zoom x  
10x digital zoom (220x)

### Optical Image Stabilizer, Digital Zoom, and ND Filter

- Hand-shake correction with the Optical Image Stabilizer (OIS).
- Digital Zoom function. It can be assigned to a user button and close up to 2x, 5x, and 10x. In combination with the optical zoom, this function provides a telephoto capability up to 220x.
- Four-position (OFF, 1/4 ND, 1/16 ND, 1/64 ND) optical neutral density filter wheel.

### High-Sensitivity, 2.2-Megapixel, Low-Noise U.L.T. Image Sensor and Optimized Signal Processing Circuit

The AG-AC160/AC130 feature the same Ultra Luminance Technology (U.L.T.) 1/3-type 2.2-megapixel 3MOS image sensor that is incorporated in our shoulder-type P2HD camera recorders. This advanced image sensor is set to maximize the performance of the lens and signal processing circuit under standard shooting conditions.



U.L.T. image sensor



## High-Quality Image Processing and Image Quality Settings for High-End Image Production


### 18 bit Digital Signal Processor

The AG-AC160/AC130 incorporate a high-performance 18 bit DSP that handles image rendering processes such as gamma and various detail enhancement functions with exceptional precision.



### Dynamic Range Stretch (DRS)

In scenes with mixed contrast, such as when panning from indoors to outdoors, the DRS function automatically suppresses blocked shadows and blown highlights. A gamma curve and knee slope are estimated to match the contrast of each pixel, and applied in real time. When dark, bright, and intermediate shades are all contained in the same scene, this produces excellent gradation for each shade and minimizes blocked shadows and blown highlights.



### 3-Position Gain Selector plus 24 dB / 30 dB Super Gain

There is a 3-position gain selector, with L, M and H settings. To each setting you can assign a gain value from 0, +3, +6, +9, +12 and +18 dB. There is also a Super Gain such as +24 dB and +30 dB.\*

\*+24 dB and +30 dB can be assigned to a user button only.

### 7-Mode Gamma for Richer Gradation

Drawing on technologies developed for the VariCam, Panasonic has equipped the AG-AC160/AC130 with advanced gamma functions that address seven different shooting scenarios, including two Cine-Like Gammas.



### AG-AC160/AC130 Gamma Modes

HD NORM:	Suitable for standard HD recording.
LOW:	Works to flatten out a high contrast scene.
SD NORM:	Normal setting for SD.
HIGH:	Expands the tone of dark parts and makes a brighter image. The contrast softens.
B.PRESS:	Makes the contrast sharper than LOW.
CINE-LIKE D:	The Cine-Like mode shifted to prioritize dynamic range.
CINE-LIKE V:	The Cine-Like mode shifted to prioritize contrast.

### Other Camera Image Settings

- Matrix setting including a Cine-Like mode.
- Adjustable H detail level, V detail level, detail coring and skin tone detail.
- Adjustable chroma level, chroma phase, color temp and master pedestal.
- Knee point settings: Auto, Low, Mid and High.
- White balance: Three values (A/B/Preset) of white balance with an auto tracking white function. The Preset can be set to 3200 K, 5600 K and VARIABLE which ranges between P2.4K and P9.9K.





## Switch Between DV and AVCHD PH Mode for High Image and Sound Quality **AVCHD DV**

### High Quality, Multi-Format Professional AVCHD PH Mode

The AG-AC160/AC130 use the AVCHD recording format and also support the high-image-quality PH mode. AVCHD complies with MPEG-4 AVC/H.264 High Profile, the latest motion picture compression technology. Boasting a compression efficiency that is more than twice that of the MPEG-2 system (such as HDV), this advanced video file format delivers superb image quality and low data rates. The PH mode was developed for AVCCAM by Panasonic exclusively for high-quality professional video production. This mode boasts a maximum AVCHD bit rate of 24 Mbps (average: 21 Mbps) and records 1920 x 1080 Full-HD images. The AVCHD PH mode is also compatible with multiple HD formats, such as 1080/59.94i, 1080/29.97p, 1080/23.98p and 720/59.94p. (See the chart below.)

### LPCM Recording for High-Quality Sound

The AG-AC160 supports uncompressed 16 bit LPCM 2-channel digital audio recording with PH mode, for high-quality sound. Other modes and the AG-AC130 employ Dolby Digital 2-channel audio recording.

### 59.94Hz/50Hz Switchable

The AG-AC160 lets you select 59.94 Hz or 50 Hz to support video production systems used around the world.

### DV Recording Mode Supported

Records SD video into a DV-format file\* (AVI Type 2) for added flexibility. Standard DV output (IEEE 1394) lets you ingest files to a PC or Mac.

\*DV-format file made by AG-HMC80 series is not fully compatible with AC160/130. Please use the same model of camera recorder which is used to play back the DV-format file.

### Dual Slots Enable Relay and Simultaneous Recording

Dual memory card slots are featured. Relay recording\*<sup>1</sup> lets you seamlessly record images onto two memory cards consecutively, and simultaneous recording\*<sup>2</sup> records the same images onto two different memory cards to increase reliability when recording. The slot to be used can be switched during normal recording, and clips can also be copied between the 2 slots.

\*1: The AVCHD's maximum consecutive recording length is 12 hours. This cannot be extended even by using the relay function.

\*2: Simultaneous recording cannot be combined with relay recording, VFR recording or interval recording. Also, Rec Check and Last Clip Delete will not operate during simultaneous recording.

### SMPTC Time-Code Recording and Synchro Function

The built-in SMPTE time-code generator lets you select the Drop Frame/Non-Drop Frame and Free Run/Rec Run modes and preset. User bits are also provided. Connecting two cameras with a TC preset in/out (video out) connector allows the slave camera to synchronize with the master camera.\*

\*After synchronization, each camera's time-code runs separately and not be guaranteed to match precisely.

### SDXC/SDHC Memory Card Supported

The SDXC Memory Card is a large-capacity data storage device. The memory card features a high capacity of up to 64 GB. The AG-AC160/AC130 can also use SDHC and SD Memory Cards. The high-performance, highly reliable professional SDHC Memory Card is ideal for recording with a Panasonic AVCCAM.



#### Recording Format supported by AG-AC160/AC130

Recording Format	59.94 Hz AG-AC160, AG-AC130P	50Hz AG-AC160 AG-AC130E/EN
1080 (PH/HA/HE mode)	1080/59.94i	1080/50i
1080 (only PH mode)	1080/29.97p, 1080/23.98p	1080/25p
720 (only PH mode)	720/59.94p, 720/29.97p, 720/23.98p	720/50p 720/25p
720 (only PM mode)	720/59.94p	720/50p
SD (only DV mode)	480/59.94i, 480/29.97p 480/23.98p	576/50i, 576/25p

#### Recording Mode supported by AG-AC160/AC130

Recording Mode	Bit Rate (Average)	Image Size (H x V)	Audio	Max. Recording Time* <sup>2</sup>
PH Mode	Approx. 21 Mbps (Average), Max. 24Mbps	1920 x 1080 1280 x 720	LPCM 2 ch* <sup>3</sup> Dolby Digital 2 ch	Approx. 12 hours* <sup>2</sup>
PM Mode	Approx. 8 Mbps	1280 x 720	Dolby Digital 2 ch	Approx. 30 hours* <sup>2</sup>
HA Mode	Approx. 17 Mbps	1920 x 1080	Dolby Digital 2 ch	Approx. 16 hours* <sup>2</sup>
HE Mode	Approx. 6 Mbps	1440 x 1080	Dolby Digital 2 ch	Approx. 48 hours* <sup>2</sup>
DV Mode	Approx. 25 Mbps	720 x 480 (NTSC)* <sup>1</sup> 720 x 576 (PAL)* <sup>1</sup>	LPCM 2 ch	Approx. 8.5 hours* <sup>2</sup>

\*1: AG-AC160 and AG-AC130P support 720 x 480 (NTSC). AG-AC160, AG-AC130E and AG-AC130EN support 720 x 576 (PAL). \*2: When two 64-GB SDXC Memory Cards are used. The maximum continuous recording time is 12 hours regardless of the recording mode. A Class 6 or higher SDXC/SDHC/SD memory card is required for DV recording. A Class 4 or higher SDXC/SDHC/SD Memory Card is required for recording in PH or HA mode. For other recording modes, use a Class 2 or higher SDXC/SDHC/SD Memory Card. (The use of a Panasonic SDXC Memory Card is recommended.) \*3: AG-AC160 only. AG-AC130 does not support LPCM recording in AVCHD mode.



## Wide-Ranging Recording Functions Including Full-HD Slow/Quick Motion.

### Variable Frame Rate — Full-HD (1080p) VFR Recording\*

The Variable Frame Rate (VFR) function was inherited from the Panasonic VariCam, which is widely used for producing movies, TV series and TV commercials. It creates a wide range of film-camera-like images, such as overcranking for slow-motion and undercranking for quick-motion effects. The AG-AC160's VFR function\* supports Full-HD (1920 x 1080) progressive mode.

#### Variable Frame Rates

1080/24p or 1080/30p:	2*/6/9/12/15/18/20/21/22/24/25/26/27/28/30/32/34/36/40/44/48/54/60 frames
1080/25p:	2*/6/9/12/15/18/20/21/22/23/24/25/26/27/28/30/32/34/37/42/45/48/50 frames

\*When recording at 2 fps, the gain value is locked at 0 dB.

**Normal cinematic shooting (at 24 fps, 25 fps or 30 fps)** refers to the same rate as used in film cameras. The AG-AC160 can record at 24 fps. Note that 25 fps and 30 fps are the standard frame rates used in producing TV commercials, music clips and video media.



**Overcranking (higher-speed shooting)** produces a slow-motion effect. This is especially effective for high-action scenes like car chases or crashes, or to create a dramatic impact in a scene. For example, when a scene is shot at 48 fps and played at 24 fps, a slow-motion effect of 1/2x is attained.



Overcranking (higher-speed shooting)

\*AG-AC130 does not support VFR function.

**Undercranking (lower-speed shooting)** gives you a quick-motion effect. This technique can be combined with a warp-speed effect to give special emphasis to flowing water, fast-moving clouds, etc. For example, when a scene is shot at 12 fps and played at 24 fps, a quick-motion effect of 2x is attained.



Undercranking (lower-speed shooting)

### Versatile Solid-State Recording Functions

- **Interval Rec:** Records one frame at a time in set intervals (1 sec, 10 sec, 30 sec, 1 min, 2 min). Only in 1080/24p and 25p mode. Audio recording not possible (AVCHD mode only).
- **Pre-rec:** While in standby mode, the camera recorder can continuously store, and subsequently record, up to approximately 3 seconds. This helps to ensure that you always get the shot you want.
- **Shot mark:** Allows convenient OK or NG marking, and can be added to each clip during or after recording.
- **Index:** Scenes can be marked with up to 100 index flags per clip (AVCHD mode only).
- **Rec check:** You can check the end of the most recently recorded clip with one-touch ease.
- **Last clip delete:** Only the most recently recorded clip is deleted with one-touch ease.
- **Time stamp:** The date and time can be stamped onto recorded images. Commonly used for recording evidentiary depositions and procedures.





## Versatile Assist Functions Support Comfortable Image Acquisition



Focus Assist ON



Area Function



Waveform



Vectorscope

### Focus Assist Function

The AG-AC160/AC130 are equipped with an HD focus assist function. The focus bar indicates the focus level, and the focus-in-red display shows the focus area. These two display functions help you to focus quickly and accurately. A face detection function is also provided, and area auto focus and area auto iris are possible.

### Area Focusing and Area Iris Functions

Using the function knob (cursor key), you can select a desired area in the frame and set it as a target zone for focusing, iris adjustment and YGET (brightness measurement). This increases shot-composing flexibility. In addition to the above three modes, there are two other modes: simultaneous focusing/iris adjustment and simultaneous focusing/YGET.

### Scene File / User File

Use the Scene dial to retrieve an instant set of shooting conditions. Six preset files are provided, and you can change any of the six file names and their settings as desired. One set can be stored internally in the AG-AC160/AC130, and four sets on an SD Memory Card. One file with camera setting values can also be stored internally, and four files on an SD Memory Card.

#### Scene File Description

F1: —	Standard settings
F2: FLUO.	Indoor shooting under fluorescent lights
F3: SPARK	Highlighting subjects at receptions, events, etc.
F4: B-STR	Enhanced gradations of luminance in low light scenes
F5: CINE V	Cine-Like setting shifted to prioritize contrast*
F6: CINE D	Cine-Like setting shifted to prioritize dynamic range*

\*Selecting a scene file does not change the video recording format. If you want to switch to 25p, 24p and 30p, you must do so as a separate procedure.

### Simplified Waveform and Vectorscope Display

The AG-AC160/AC130 have Waveform and Vectorscope Display functions for the captured video signal on the LCD monitor.


### Three User Buttons

Three user buttons are provided for one-touch operation of frequently used functions. All buttons are located on the LCD monitor side of the body. Each button can be assigned with any of the following 16 functions: INH, FACE DETECT, WFM, EVF DTL, D.ZOOM, DRS, S.GAIN, ATW, ATW LOCK, SHOT MARK, INDEX, LAST CLIP, BACKLIGHT, SPOTLIGHT, BLACKFADE, WHITEFADE.


### High-Quality Color Viewfinder and LCD

The AG-AC160/AC130's color EVF uses a 11.43 mm (0.45 inches), approximately 1,226,000 dot-equivalent (852 x 480 x 3 [RGB]) LCOS (liquid crystal on silicon) display panel. It delivers bright, detailed, high-resolution images and a high response speed.

The AG-AC160/AC130's LCD monitor has a 87.63 mm (3.45 inches), approximately 921,000-dot (1920 x 480) high-resolution panel.



LCOS Color EVF



Color LCD Monitor





\*The photo is a rear side of AG-AC160 and AG-AC130 does not have SDI OUT terminal.

## Professional Specs Including a New Design for Added Mobility and HD SDI Output



### New, Stylish Design Also Boosts Mobility

Even with the high-powered zoom lens, the integrated camera and recorder sections are compact and stylish. Shifting the handle grip and LCD position forward (toward the lens) has improved the weight balance and visibility for handheld shooting, enabling a comfortably wide view. The magnesium alloy die cast chassis also excels in both ruggedness and durability.

### Low-Angle Shots and Interviews

- The upper part of the handle grip contains both the Rec Start/Stop button and a lens zoom speed control (three speeds). This design assures easy shooting even at low angles.
- The new LCD Monitor Mirror mode is convenient when shooting self-contained interviews.

### SDI (24PsF) Output and Auto Rec\*

The AG-AC160 is equipped with an HD/SD SDI output terminal for outputting HD signals, including 1080/24PsF, or down-converted SD video signals (selectable from the menu). The terminal also supports Auto Rec to enable backup recording in link with Rec Start/Stop when a Panasonic recorder equipped with the same function, such as the AG-HPD24, is used. Embedded audio is also supported.

\*AG-AC130 does not have SDI OUT terminal.

### XLR Input for Pro-Quality Audio

In addition to the internal high-performance stereo microphone, the AG-AC160/AC130 come equipped with two-channel XLR audio input terminals with a 48-V phantom power supply. The internal microphone, external microphone or line input can be selected for each channel. Large, easy-to-use level dials are also provided.



### HDMI Digital HD Output Terminal

The AG-AC160/AC130 are equipped with a next-generation HDMI (High Definition Multimedia Interface) output terminal for digital transferring of high-quality HD video and audio signals.

\*An optional cable may be required for connecting the AG-AC160/AC130 to a professional monitor via HDMI.

### Down-Converted SD Video Output

The AG-AC160/AC130 have an internal down-converter so they can output SD (480/576) signals from SDI, HDMI\* or VIDEO OUT. The 16:9/4:3 aspect conversion mode can be selected from three types (side crop, letterbox, squeeze).



\*Down-converted signal on HDMI is 480p or 576p only.

### Designed for Professional Use

- **Marker/Grid:** Various markers and grids can be displayed on the LCD monitor/viewfinder.
- **Mode check:** Displays a list of the camera settings on the viewfinder and monitor.
- **Zebra:** Select any two levels from among 50% to 105%, in 5% steps.
- **Color bar:** Outputs a color bar signal and test tone.
- **Remote terminal:** Enables remote operation of iris, focus, Rec Start/Stop and index functions.
- **USB 2.0:** Type mini-B USB port for connection of a PC in DEVICE mode.
- **Tally lamps:** Provided on the unit's front and rear.

# The AVCCAM series Enables a Speedy, Efficient Image Production.

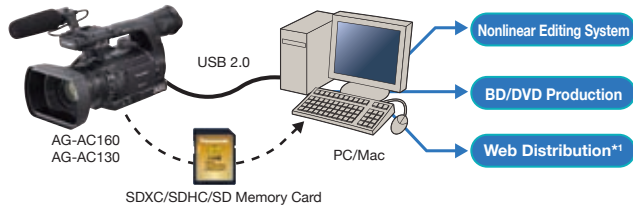
## It Also Makes Video Packaging and Internet Distribution\*1 Smooth and Easy.

Tapeless design means lower total costs unlike tape, AVCHD files require no digitising\*2 and can be directly and quickly transmitted\*3 to a storage in a Windows PC/Mac.

This makes it easier to use motion images in new IT applications\*4, like content production, Internet distribution\*1 and source material archiving.

AVCHD's direct editing also saves your time and effort in TV program production.

And AVCHD means lower costs for both media and equipment maintenance.



\*1 To distribute AVCHD files on the web, You may need to use a video distributing service on the web which is operated by other web publishers and supports AVCHD. For real-time web distribution, a real-time video encoder which is supplied by other manufactures may be required to use.

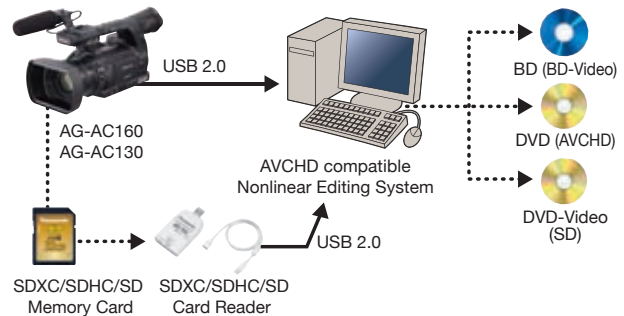
\*2 Editing may require conversion to an intermediate codec, depending on the editing software. The conversion speed varies depending on the hardware specifications of the Windows PC or Mac, the software used for converting, and the file format being converted.

\*3 Maximum speed: 22 MB/s (Using a Class 10 SDHC Memory Card. Speed depends on the hardware specifications of the Windows PC or Mac). Some computers may not recognise the SDXC/SDHC Memory Card. If that occurs, use an SDXC/SDHC Memory Card Reader.

\*4 AVCHD-compatible software is required. The minimum system requirements for using the software must also be satisfied.

## AVCHD Nonlinear Editing

Compatibility with existing HD editing environments AVCHD files can be transferred at high speed by using the USB 2.0 interface to connect the AVCCAM series or an SDXC/SDHC/SD Memory Card reader to a Windows PC/Mac. This dramatically improves productivity when compared with the time-consuming task of digitising.



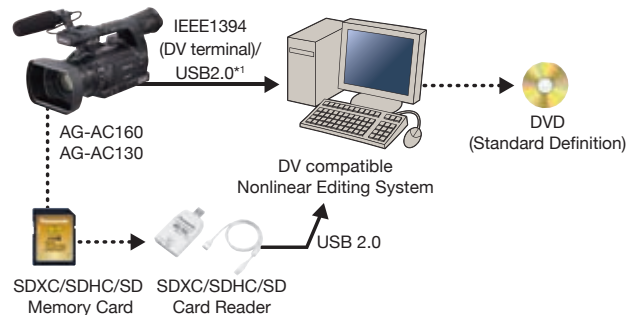
## DV Nonlinear Editing

The AG-AC160/AC130 have an IEEE 1394-compliant DV (6-pin) output terminal. Simply connect it to an existing DV nonlinear editor for transmitting its DV compression stream output.

\*File transfers are not supported.

\*AVCHD files can not be converted to DV files and output via IEEE1394 (DV terminal).

\*1: To Transfer DV file data via USB 2.0, the camera recorder needs to be set AVCHD mode.



### Precautions for Using the SDXC Memory Card

•The SDXC Memory Card can be used for products that display the SDXC logo mark either on the product itself, or in the User's Manual. It cannot be used with products that are only compatible with SDHC/SD Memory Cards.

•How to confirm SDXC compatibility: Confirm compatibility by looking for the SDXC logo mark on the product or in the User's Manual, or check the information provided by the product manufacturer.

•When using the SDXC Memory Card with a computer: For a computer with Windows 7 OS, use the SDXC Memory Card via an SDXC-compatible USB reader/writer, or connect the SDXC Memory Card to an SDXC-compatible product via a USB terminal. If you want to use the SDXC Memory Card in a direct slot, be sure to check the information provided by the manufacturer for the computer that you plan to use, and follow the instructions therein.

## A Host of Software to Support Production

As of August, 2011

### AVCCAM Viewer\*1 (for Windows/Mac, Free Download)

AVCCAM Viewer for Windows PC/Mac\*2 makes it easy to preview AVCCAM files and other AVCHD motion images, still images and meta-data, with very simple operation. Files can be played from an SDXC/SDHC/SD Memory Card, BD (Blu-ray Disc™), or hard disk, and saved to a PC (hard disk) from an SDXC\*3/SDHC/SD Memory Card or BD. Files can also be copied or deleted, meta-data can be displayed, and data can be written to an SDXC\*3/SDHC/SD Memory Card or BD\*4.

\*1: AVCCAM Viewer doesn't support DV files.

\*2: Copying and playing data on BD (BD-RE Ver3.0) are not supported by Mac OS X 10.4 (Tiger).

\*3: Mac version doesn't support SDXC memory card.

\*4: Do not insert a disc [DVD (AVCHD)] into a device that does not support the AVCHD standard. If it is inserted into such a device, the disc may not eject. Also, do not play the disc with a device that does not support the AVCHD standard.

### AVCCAM Restorer (for Windows/Mac, Free Download)

The AVCCAM Restorer is software for restoring inconsistencies in video data recorded on an SDXC/SDHC/SD Memory Card.

\*This software can only be used with AVCHD clips recorded with a Panasonic AVCCAM series camera.

\*Note that it will not always be possible to restore the data using this software.

\*This software targets recorded data that has been damaged for restoration. It is not capable of performing processing to restore deleted data.

### AVCCAM SD Card File Recovery (for Windows/Mac, Free Download)

The AVCCAM SD Card file recovery is software for repairing the file which was erased or formatted accidentally. It supports SDXC/SDHC/SD memory card.

\*This software can only be used with AVCHD, DV and JPEG clips recorded with a Panasonic AVCCAM series camera.

\*Note that it will not always be possible to repair the file using this software.

### AVCCAM Importer (for Mac, Free Download)

AVCCAM Importer is a software for Apple Final Cut Pro 7 to enable direct editing of AVCHD\* ".mts" file without conversion. Since AVCCAM Importer is a plug-in component for Apple QuickTime, QuickTime Player can play AVCHD ".mts" file and other software based on QuickTime Framework can also handle AVCHD ".mts" file directly after installation of AVCCAM Importer on a Mac.

\*AVCCAM Importer supports the AVCHD files produced by AVCCAM products only.



**Panasonic Professional SDHC Cards****RP-SDB32GB1K/SDB16GB1K/SDB08GB1K**

These professional SD cards are ideal for recording with AVCCAM Series models such as the AG-AC160/AC130.



RP-SDB32GB1K RP-SDB16GB1K RP-SDB08GB1K BN-SDCMAB

Endurance remaining indication is possible using Card Checker software (free download) and the Panasonic USB 3.0 Reader/Writer BN-SDCMAB. The Super Intelligent Controller (SICS) further raises reliability for recording and storage. These professional SD cards also feature fast transfer speeds up to 90MB/sec. in UHS-I mode, resistance to water, impacts, magnets, X-rays and temperature, and support QR code prints.

**VW-VBG6**

Battery Pack  
7.2 V, 5800 mAh / 5400 mAh  
(typ. / min.)

**AG-MC200G**

XLR microphone

**AG-AC160/AC130 Specifications****General Specification**

Supply Voltage:	DC 7.2 V (when the battery is used) DC 7.3 V (when the AC adaptor is used)
Power Consumption:	11.8 W (recording)
Operating Temperature:	0°C - 40°C (32°F to 104°F)
Operating Humidity:	10% to 80% (no condensation)
Weight:	Approx. 2.4 kg (5.3 lb), excluding the battery and accessories
Dimensions (W X H X D):	180 mm x 195 mm x 438 mm (7 inches x 7-11/16 inches x 17-1/4 inches), excluding protruding parts

**Camera Section**

Pickup Devices:	1/3-type progressive, 2.2-megapixel, 3MOS sensors
Effective Pixels:	1920 (H) x 1080 (V)
Lens:	Optical image stabilizer lens, 22x motorized zoom, F1.6 - 3.2 (f=3.9 mm - 86 mm), 35 mm conversion: 28 mm - 616 mm (16:9)
Filter Diameter:	72 mm
Optical System:	Prism color separation
ND Filter:	OFF, 1/4, 1/16, 1/64
Minimum Shooting Distance:	Approx. 1 m
Gain Settings:	0/+3/+6/+9/+12/+15/+18/+24/+30* dB *Assigned to the USER button (S.GAIN)
Digital Zoom:	2X/5X/10X, assigned to the USER button
Minimum Illumination:	0.4 lx (F1.6, gain +30 dB, shutter speed 1/30 seconds)
Shutter Speed:	[59.94 Hz* mode of AG-AC160 and AG-AC130P] Preset Shutter: •60i/60p: 1/60*, 1/100, 1/120, 1/250, 1/500, 1/1000, 1/2000 sec. •30p: 1/30, 1/50*, 1/60, 1/120, 1/250, 1/500, 1/1000, 1/2000 sec. •24p: 1/24, 1/50*, 1/60, 1/120, 1/250, 1/500, 1/1000, 1/2000 sec. * Indicates value when shutter is OFF
Slow Shutter:	•60i/60p: 1/8 sec., 1/15 sec., 1/30 sec. •30p: 1/8 sec., 1/15 sec., •24p mode: 1/6 sec., 1/12 sec. *Only when the VFR MODE is OFF in the SCENE FILE screen
Synchro Scan:	•60i/60p: 1/60.0 sec. to 1/249.8 sec. •30p: 1/30.0 sec. to 1/249.8 sec. •24p: 1/24.0 sec. to 1/249.8 sec.
Opening Angle:	3.0 degrees to 359.5 degrees, 0.5 degrees step
Shutter Speed:	[50 Hz mode of AG-AC160 and AG-AC130E/EN]
Preset Shutter:	•50i/50p: 1/50*, 1/60, 1/120, 1/250, 1/500, 1/1000, 1/2000 sec. •25p: 1/25, 1/50*, 1/60, 1/120, 1/250, 1/500, 1/1000, 1/2000 sec. * Indicates value when shutter is OFF
Slow Shutter:	•50i/50p: 1/6 sec., 1/12 sec., 1/25 sec. •25p : 1/6 sec., 1/12 sec. *Only when the VFR MODE is OFF in the SCENE FILE screen
Synchro Scan:	•50i/50p: 1/50.0 sec. to 1/250.0 sec. •25p: 1/25.0 sec. to 1/250.0 sec.
Opening Angle:	3.0 degrees to 359.5 degrees, 0.5 degrees step

**Memory Card Recorder Section**

Recording Format:	AVCHD standard (MPEG-4 AVC/H.264), DV standard (AVI Type2)
Recording Media:	SD memory card (FAT12, FAT16 formats supported) 512 MB, 1 GB, up to 2 GB SDHC memory card (FAT32 format supported) 4 GB, 6 GB, 8 GB, 12 GB, 16 GB, 32 GB SDXC memory card (exFAT format supported) 48 GB, 64 GB, up to 2 TB

\*However, memory cards above Class 4 is supported in PH/HA mode, memory cards above Class 2 is supported in PM/HE mode, and memory cards above Class 6 is supported for VFR recording and DV mode.

**Video/Audio Recording Specification (AVCHD)**

Recording Video Signals:	[59.94 Hz* mode of AG-AC160 and AG-AC130P] •PH mode: 1080/59.94i*, 1080/29.97p*, 1080/23.98pN*, 720/59.94p*, 720/29.97p*, 720/23.98pN* •PM mode: 720/59.94p*, •HA/HE mode: 1080/59.94i* [50 Hz mode of AG-AC160 and AG-AC130E/EN] •PH mode: 1080/50i, 1080/25p, 720/50p, 720/25p •PM mode: 720/50p, •HA/HE mode: 1080/50i
--------------------------	---

Video Bit Rate:	•PH mode: Approx. 21 Mbps (VBR) •PM mode: Approx. 8 Mbps (VBR) •HA mode: Approx. 17 Mbps (VBR) •HE mode: Approx. 6 Mbps (VBR)
Interval Recording:	1 sec. /10 sec. /30 sec. /1 min. /2 min. interval, maximum 168 hours (1 week) recording *For the recording mode, PH 1080/24p (AG-AC160, AG-AC130P), or PH 1080/25p (AG-AC160, AG-AC130E/EN) fixed
Variable Frame Rate: [AG-AC160]	•1080/24p, 1080/30p: 2*/6/9/12/15/18/20/21/22/24/25/26/ 27/28/30/32/34/36/40/44/48/54/60 fps (frames per second) •1080/25p: 2*/6/9/12/15/18/20/21/22/23/24/25/26/27/ 28/30/32/34/37/42/45/48/50 fps * Fixed on 0 dB gain and manual focus mode
Audio Recording Signal:	48 kHz/16 bit
Digital Audio Format:	[PH mode of AG-AC160] Linear PCM 2 ch / Dolby Digital 2 ch, switchable [PM/HA/HE modes of AG-AC160 and AG-AC130] Dolby Digital 2 ch
Audio Bit Rate:	PH mode: 384 kbps, PM/HA/HE mode: 256 kbps

**DV Recording Specification**

Recording Video Signals:	[59.94 Hz* mode of AG-AC160 and AG-AC130P] 480/59.94i*, 480/29.97p*, 480/23.98p* [50 Hz mode of AG-AC160 and AG-AC130E/EN] 576/50i, 576/25p
Audio Recording Signal:	48 kHz/16 bit, linear PCM (digital 2 ch),

**Video Output**

SDI OUT:	[AG-AC160] BNC x 1, 0.8 V [p-p], 75 Ω, HD/SD switchable
HDMI OUT:	HDMI Type A, VIERA Link not supported
VIDEO OUT:	Pin jack, 1.0 V [p-p], 75 Ω

**Audio Input/Output**

Built-in Microphone:	Stereo microphone
XLR Input:	XLR (3-pin) x 2 (INPUT1, INPUT2), LINE/MIC/+48 V switchable, high impedance LINE: 0 dBu, MIC: -40/-50/-60 dBu (menu)
Audio Output:	Pin jack x 2 (CH1, CH2), 600 Ω, 316 mV
SDI OUT:	2 ch (linear PCM)
HDMI OUT (AVCHD):	2 ch (linear PCM), 5.1ch (Dolby Digital)
Headphones:	3.5 mm diameter, stereo mini jack x 1
Speaker:	Round, 20 mm diameter

**Other Input/Output**

Camera Remote:	2.5 mm diameter, super mini jack x 1 (ZOOM S/S) 3.5 mm diameter, mini jack x 1 (FOCUS/IRIS)
INDEX Remote:	2.5 mm diameter, super mini jack x 1
TC PRESET IN/OUT:	VIDEO OUT terminal dual-purpose IN: 1.0 V - 4.0 V [p-p], 10 kΩ OUT: 2.0 V±0.5 V [p-p], low impedance
USB2.0:	Type mini B connector (USB2.0 compliant)
DV OUT (DV mode only):	6 pin (IEEE1394 compliant), digital output only

**Monitor**

LCD Monitor:	87.63 mm (3.45 inches) color LCD monitor with approx. 921,000 dots (16:9)
EVF:	11.43 mm (0.45 inches) color LCD monitor with approx. 1,226,000 dots (16:9)

**Included Accessories**

AC adaptor, Battery charger, AC cord, DC cord, 5800/5400 (typ./min.) mAh battery pack, Wireless remote controller with button-type battery, Microphone holder, Eye cup, Shoulder strap, CD-ROM

\*The frame rates in the setup menu are 60p, 60i, 30p, and 24p.  
Weight and dimensions are approximate. Specifications are subject to change without notice.



# P2 Asset Support System

The free member's service program for P2HD/AVCCAM

## Extensive information for video professionals

### Thirsty for Knowledge?

No purchase necessary  
Information services for members

- ▶ The latest technical information
- ▶ FAQs, user's voices
- ▶ Tool download

### Always the best performance

Additional content with product registration

- ▶ Firmware, utility downloads
- ▶ Quick inspection, service history
- ▶ Newsletters

### Contact us through PASS

Direct answers to your inquiries. Sign up now (no purchase necessary)

[http://panasonic.biz/sav/pass\\_e](http://panasonic.biz/sav/pass_e)

# AVCCAM

## 3 year extended warranty program

1st year Basic Warranty

2nd year

3rd year with the warranty program



### Extended for free upon registration

- \* Availability of this extended service program and service content may depend on country/region and model.
- \* Not all repair work is covered by this extended warranty program.
- \* AG-HCK10G optional AVCCAM camera-head is out of coverage of this service program.

Informative product-related content also available with equipment registration.

Please refer to the latest Non-linear Compatibility Information, AVCHD Support and Download and Service Information, etc. at the following Panasonic web site.



<http://pro-av.panasonic.net/>

\*AVCHD and the AVCHD logo are registered trademark of Sony Corporation and Panasonic Corporation. Dolby and the double-D symbols are trademarks of Dolby Laboratories. HDMI and the HDMI logo and High-Definition Multimedia Interface are trademarks or registered trademarks of HDMI Licensing, LLC. SD Logo is a trademark. SDHC and SDHC logo marks are a registered trademark.

# Panasonic®

Panasonic Corporation  
Business Solutions Business Group  
2-15 Matsuba-cho, Kadoma, Osaka 571-8503  
Japan  
<http://pro-av.panasonic.net/>

### [Countries and Regions]

Argentina	+54 1 308 1610	Lebanon	+96 11665557
Australia	+61 2 9986 7400	Malaysia	+60 3 7809 7888
Bahrain	+973 252292	Mexico	+52 55 5488 1000
Belgium	+32 (0) 2 481 04 57	Netherlands	+31 73 64 02 577
Brazil	+55 11 3889 4035	New Zealand	+64 9 272 0100
Canada	+1 905 624 5010	Norway	+47 67 91 78 00
China	+86 10 6515 8828	Pakistan	+92 5370320 (SNT)
Czech Republic	+420 236 032 552/511	Palestine	+972 2 2988750
Denmark	+45 43 20 08 57	Panama	+507 229 2955
Egypt	+20 2 23938151	Peru	+51 1 614 0000
Finland, Latvia, Lithuania, Estonia	+358 (9) 521 52 53	Philippines	+63 2 633 6163
France	+33 (0) 1 55 93 66 67	Poland	+48 (22) 338 1100
Germany, Austria	+49 (0)611 235 0	Portugal	+351 21 425 77 04
Greece	+30 210 96 92 300	Puerto Rico	+1 787 750 4300
Hungary	+36 (1) 382 60 60	Romania	+40 21 211 4855
India	+91 120 247 1000	Russia & CIS	+7 495 6654205
Indonesia	+62 21 385 9449	Saudi Arabia	+96 626444072
Iran		Singapore	+65 6270 0110
(Vida)	+98 21 2271463	Slovak Republic	+421 (0) 2 52 92 14 23
(Panasonic Office)	+98 2188791102	Slovenia, Albania, Bulgaria, Serbia, Croatia, Bosnia, Macedonia, Montenegro	+36 (1) 382 60 60
Italy	+39 02 6788 367	South Africa	+27 11 3131622
Jordan	+962 6 5859801	Spain	+34 (93) 425 93 00
Kazakhstan	+7 727 298 0891	Sweden	+46 (8) 680 26 41
Korea	+82 2 2106 6641	Switzerland	+41 (0) 41 259 96 32
Kuwait	+96 522431385	Syria	+963 11 2318422/4

Taiwan	+886 2 2227 6214
Thailand	+66 2 731 8888
Turkey	+90 216 578 3700
U.A.E. (for All Middle East)	
	+971 4 8862142
Ukraine	+380 44 4903437
U.K.	+44(0)1344 70 69 13
U.S.A.	+1 877 803 8492
Vietnam	+848 38370280



JQA-0443



Factories of Business Solutions Business Group have received ISO14001:2004-the Environmental Management System certification. (Except for 3rd party's peripherals.)