


PR◊AIM 12ft Straight Aluminum Track (P-TRK-12)

Assembly Manual



What's In The Box

Please inspect the contents of your shipped package to ensure you have received everything that is listed below.




4ft Long Aluminium track set (6 pcs) with 4 track connectors.



2 x Track Stoppers



2 x Extra Track connectors



10 x Blue Wedges



10 x Black Wedges



Storage Bag




13mm Spanner

All rights reserved.

No part of this document may be reproduced, stored in a retrieval system, or transmitted by any form or by any means, electronic, mechanical, photo-copying, recording, or otherwise, except as may be expressly permitted by the applicable copyright statutes or in writing by the Publisher.

12ft Straight Track Setup



- Using sections with attached nylon bushings remove the outboard set of screws.



- Slide an extension section on to each end to complete a 12' run and install and tighten the screws to secure.



- Attach Track Stoppers and Track Feet to track for it's rigidity and to prevent your Dolly from running off rails.



- Now, track is ready and place dolly (Not Included) on the tracks as shown in the picture.



Warranty: We offer one year warranty for our products from date of purchase. Within this period of time, we will repair it without charge for labor or parts. Warranty doesn't cover transportation costs nor does it cover a product subjected to misuse or accidental damage. Warranty repairs are subjected to inspection and evaluation by us.

Liability: We are not liable for damage caused by products that we do not supply or from mishandling in transit, accident, misuse, neglect, lack of care of the product, or service by anyone other than our company.

Contact Us: In case of any kind of dissatisfaction, please Contact us immediately and we promise our utmost support and care until you use our product.